






Homework Hints


Although homework is not often the highlight of the night for kids or parents, it does have an important role in learning. Homework offers a way to practice, review or expand on what students have been doing in class. It also is helpful in providing the teacher with feedback on whether or not students have an understanding of a skill or concept. Below you will find some ways to help take the hassle out of homework and make it stress free and learning friendly.


Here are a few ways to help your child get the most out of homework.


-  **1. Check off assignments:** Students will be given a new Homework Keeper Upper every Monday. This is where students will write down assignments and reminders. It's a good idea to cross off each assignment as it is completed. This will give students a sense of accomplishment and will show which ones are left to do.
-  **2. Set a designated study space:** Children should study in the same place every night where supplies and materials are close at hand. This space does not have to be a bedroom, but should be a quiet, well-lit place with few distractions. Make sure the television is turned off.
-  **3. Set a designated study time:** Children should know that a certain time every day is reserved for studying and doing homework. The best time is usually not right after school as most children benefit from time to unwind first. Parents should include their child in making this decision. Even if your child does not have homework, the reserved time should be used to review the day's lessons, read for pleasure or work on any upcoming school projects.
-  **4. Too much time on homework?** For 5th grade, it is appropriate for students to spend up to an hour on homework. If your child seems to be spending more time than this, try the "timer trick." Decide on how much time it should take to accomplish the task, then set the timer for that much time. This seems to help kids stay on track. If this doesn't work, be sure and let Mrs. Griffis know and she can work out a plan for your child.


Everyone's a star in Mrs. Griffis's class!


- 
5. Show interest in your child's assignments: Ask about the subject and work to be accomplished. Try to relate homework to your child's everyday life. For instance, fractions and measurement can be learned as children prepare favorite meals.

- 
6. Check over homework assignments: Take time to review your child's homework together, but make sure you are not doing it for them. Point out mistakes and help your child correct them. Being familiar with your child's work will help you identify areas of strength and weakness.

- 
7. Give praise: Applaud your child for successfully completing homework. Nothing builds self-esteem like praise from parents.

- 
8. Be proud of the work you turn in: Encourage your child to do his/her very best by checking over your work, writing neatly, and going above & beyond whenever possible!

- 
9. Have needed supplies on hand: It's great to have homework supplies (pencils, erasers, calculators, paper, glue, colored pencils, etc) in one spot, whether it's a drawer or a container. This way children won't have to spend time looking for supplies.

- 
10. Ask questions if needed: If you have any questions or concerns about homework in general or specific assignments, or if you notice your child is struggling with homework, be sure to let Mrs. Griffis know.